

Dry creekbed infiltrates road runoff

Entry Road surface becomes concrete at turnaround to provide a sense of arrival and higher finish for entry

Service buggy access travels around existing trees which provide some screening

Sinuous curves of massed planting emulates the strand lines of debris left on the beach as the tide moves

Natural landform retained as much as possible to reduce earthworks volumes and environmental impacts

ENTRY ROAD

RECEPTION

4m WIDE FIRE TRACK

Selected endemic trees such as eucalypts are planted in areas where they will not impede the views. They provide a feeling of privacy from within the spa and "anchor" the building.







Suite courtyards have simple design built with high quality materials. Massed gravel and sparse endemic plants reflect the local arid climate. Simplicity gives contemporary feel which compliments architectural design

Revegetation species selected for area in front of suites are low growing so as not to obstruct the view

Existing trees are retained where possible to provide opportunities for privacy

PROPERTY BOUNDARY

LEGEND

-  Bitumen Road
-  Concrete Road
-  Revegetation Tree
-  Revegetation Understorey
-  Gravel
-  Spa pond
-  Small tree
-  Existing Tree
-  Massed Planting

BEACH ACCESS PATH AND FIRE BREAK

PROPERTY BOUNDARY

INSPIRING PLACE

Freycinet Development Landscape Concept



North 1:500@A2

Sept 2008



Inspiring Place

Environmental Planning, Landscape Architecture
Tourism and Recreation